








# Sprinkler Services & Pricing Sheet

Free custom quotes can be given for larger jobs including installing a complete new sprinkler system customized for your property.

<i><b>Service</b></i>	<i><b>Service Includes</b></i>	<i><b>Price</b></i>
<b>Lawn Aeration</b>	Use a core aeration machine that pulls out approximately 1" plugs. Up to 5,000 Sq. Ft. \$59.95	\$59.95 Additional \$10 per 1,000 Sq Ft.
<b>Spring Start Up</b>	Service Includes: Turning on Water, Cleaning Filter (Pressurized Irrigation) Programming Timer, Checking & Adjusting sprinkler heads, Diagnosing any additional problems and providing quote for repairs.  *Up to 5 Zones and up to 1 hour of service. Each additional zone is \$5 per zone.	\$59.95 up to 5 Zones or 1 hour of service. \$5 for each additional zone.
<b>Sprinkler Repair Replacement Part Pricing (Includes Parts &amp; Labor)</b>		
<b>Pop Up Spray Nozzle</b>	Spray Nozzle/Cap on Pop Ups (Includes Part & Labor)	 \$5 Ea.
<b>Replacement Pop Up Head</b>	2-4" Heads (Includes Part & Labor)	 \$20 Ea. And up
<b>Replacement Rotary Head</b>	Mini Rotary (Includes Part & Labor)	 \$30 Ea.
<b>Replacement Rotary Head</b>	Large Rotary (Includes Part & Labor)	 \$30 Ea.
<b>Replacement Head</b>	Rainbird Impact - Maxi Paw (Includes Part & Labor)	 \$35 Ea
<b>Replacement Filter</b>	Inline Filters (Includes Part & Labor)	  \$75 and Up
<b>Valve Manifolds</b>	Install New Valve Manifold & Valves (Includes new valves, additional coupling & Labor)	   2 Valves = \$350 Ea. 3 Valves = \$400 Ea. 4 Valves = \$450 Ea.
<b>Valve Boxes</b>	 	Price varies depending on size
<b>Replacement Valve</b>	Standard 3/4 or 1" Valves (Part & Labor and includes re-wiring)	 \$65 Ea.
<b>Replacement Valve</b>	Large Commercial Sprinkler Valve greater than 1" (Part & Labor and includes re-wiring)	Varies
<b>Replacement Solenoid</b>	Most Brands (Parts & Labor)	 \$20 Ea.
<b>Replacement Controller</b>	Installation of New Standard or WIFI Sprinkler Controller (2, 4, 6, 8, 10+ Station)	 Price varies based on size, brand & model
<b>Replacement Backflow</b>	Replace backflow (Includes Parts & Labor) Unfortunately we do not provide the certification test	 Starts at \$450 and up depending on size/model/parts/labor
<b>Replacement Deep Shut Off and Drain Valves</b>	Replace shut off and Drain Valves below ground (Labor Intensive)	Starting at \$1200 and up depending on depth/type of valve/Labor